


CLARA'S COLLEGE OF COMMERCE
STUDENT SATISFACTION SURVEY (SSS)
FEEDBACK ANALYSIS
AY: 2022-23

The Student Satisfaction Survey was carried out online, with a focus on various aspects of the teaching and learning process. Percentages were employed to assess student feedback, aiming to enhance the quality of education. Respondents represented all programs within the institution.

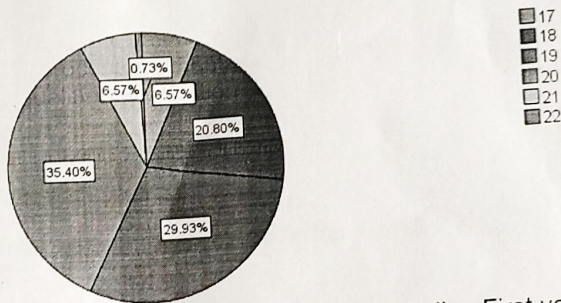
Please confirm this is the first and only time you answer this survey:
 345 Responses



Interpretation: Out of total responses there is repetition of feedback around 4.06 %

Age:

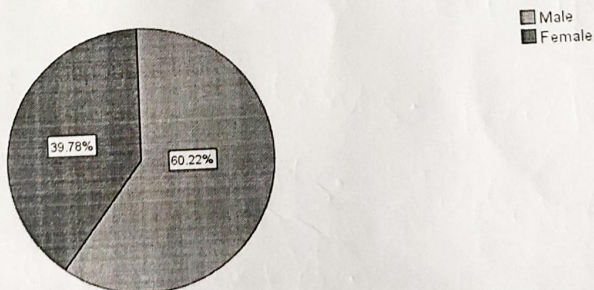
345 Responses



Interpretation: The responded are from all the classes including First year, second year and third year from all programs

Gender:

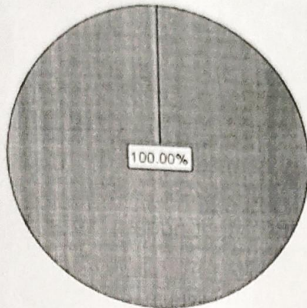
345 Responses



Interpretation: Out of total respondents 39.78% are female and 60.22% are male respondents.

Academic Year:

345 Responses

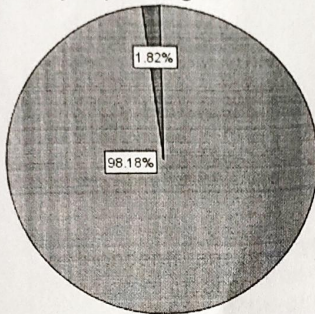


2022-23

Interpretation: The above graph shows the result for the academic year 2022-2023.

What degree program are you pursuing now?

345 Responses

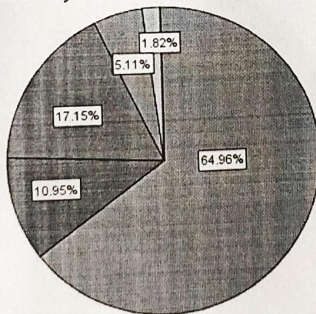


Bachelor's
Master's

Interpretation: Out of total respondents 98.18% from under graduate and from post graduate students are 1.82%

In which degree programme you are studying?

345 Responses

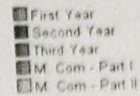
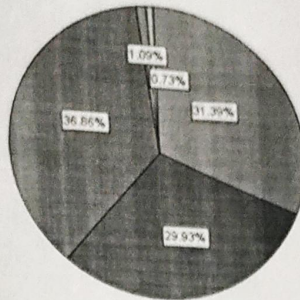


Bachelor of Commerce
Bachelor of Commerce in Accounting and Finance (BAF)
Bachelor of Management Studies (BMS)
Bachelor of Mass Media (BMM)
Master of Commerce (MCom)

Interpretation: 64.96% respondents are from the commerce section, 10.95% respondents are from Bachelor of Commerce in accountancy and finance, Bachelor of mass media (BMM) 5.11%, Bachelor of Management studies (BMS) 17.15 % and M. Com 1.82%.

You are Studying in:

345 Responses


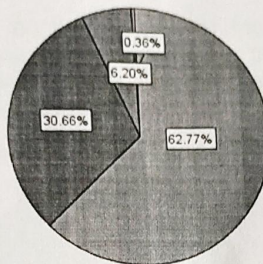


Interpretation:

36.86% respondents are from third year and 29.93% respondents are from second year. 31.39% respondents are from first year students.

1. The syllabus covered in the class:

345 Responses

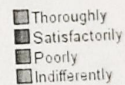
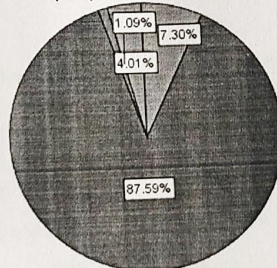


Interpretation:

Under the teaching learning aspect, the first question arises about the extent of syllabus completion. 61.8% respondents agreed that the syllabus is covered between 85 to 100%. 30.66% respondents stated that the range of completion of syllabus is 70 to 84% and 6.20% respondents stated that only 55 to 69% syllabus is completed. 0.36% respondents are stating that only 30% to 54% syllabus completed.

2. How well did the teachers prepare for the classes?

345 Responses

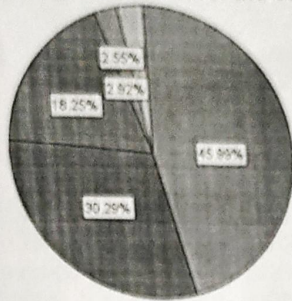


Interpretation:

As for teachers' preparation, 87.59% of respondents are satisfied with teacher content preparation. About 7.30% respondents reported that teachers are thoroughly prepared for lectures. 4.01% respondents are not satisfied with the content delivered by the faculty.

3. How well were the teachers able to deliver the content ?

345 Responses

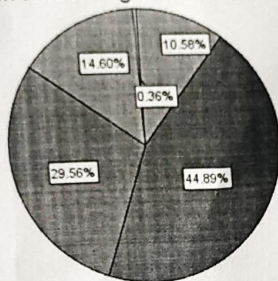


- Always effective
- Sometimes effective
- Just satisfactorily
- Generally ineffective
- Vary poor communication

Interpretation: Delivering content is one of the key aspects of the teaching-learning process. Nearly 45.99% students are in favour that the delivery of content of teachers is effective. 30.29% respondents are saying that delivery is sometimes effective and around 2.55% respondents are least satisfied.

4. The teacher's approach to teaching can best be described as:

345 Responses

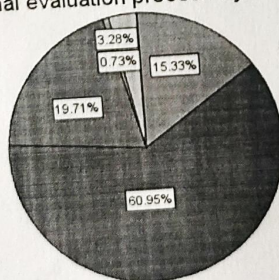


- Excellent
- Very good
- Good
- Fair
- Poor

Interpretation: Teachers' approach to teaching is very important. The teaching learning can be excellent with the teachers' attitudes towards students. The above diagram shows that almost 10.48% respondents said teachers' approach towards teaching is excellent. About 44.89% students are of the opinion that teachers' approach towards teaching is very good, while 29.56% students reported that the teaching approach of teachers is good.

5. Fairness of the internal evaluation process by the teachers:

345 Responses

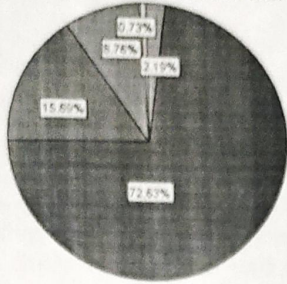


- Always fair
- Usually fair
- Sometimes unfair
- Usually unfair
- Unfair

Interpretation: Internal evaluation is the part of overall evaluation of students. Class test, Projects, assignments and viva are the modes of Internal evaluation. About 60.95% respondents agreed that the internal evaluation process is usually fair.

6. Was your performance in assignments discussed with you?

345 Responses



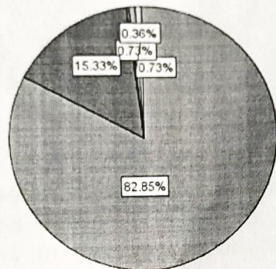
- Every time
- Usually
- Occasionally/Sometimes
- Rarely
- Never

Interpretation:

Assignments are part of curricular activity. Teacher assignments to students to achieve course outcome. From the above 72.63% respondents agreed that performance in assignment is discussed with students to make them understand their performance and role and their learning level. Approximately 15.69% students stated that a student's performance is sometimes discussed and 2.16% respondents saying it should be discussed with them is everytime.

7. The institute takes active interest in promoting internship, student exchange, field visit opportunities for students:

345 Responses



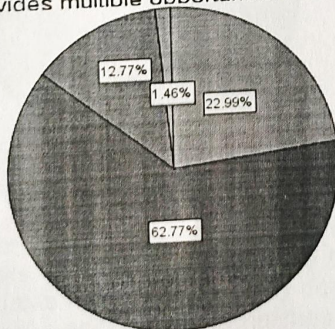
- Regularly
- Often
- Sometimes
- Rarely
- Never

Interpretation:

Internships, student exchange programs, and field visits are different modes of teaching. Institute organised such events for the students as per the urge of program and requirement of syllabus. Out of total respondents almost 82.85% of respondents agreed that the institute takes active interest in promoting internship, student exchange and field visit for the overall development of the students. However, 0.73% respondents said the institute rarely organised such events. 0.36% respondents said the institute does not organise such events for them.

8. The institution provides multiple opportunities to learn and grow:

345 Responses




- Strongly agree
- Agree
- Neutral
- Disagree

Interpretation:

Overall, growth and development of students is the prime objective of program objectives and course objectives. To accomplish this objective the institution provides multiple opportunities to students by organising several curricular and co-curricular activities. The above diagram shows that the institute organises workshops, seminars, guest lectures, competitions where the students can take part and they can learn and grow themselves. About 84.77% students agreed that the college provides various opportunities for students to learn and grow. However, as per 1.46% respondents, institutes do not provide an opportunity to them.

9. Teachers inform you about your expected competencies, course outcomes and programme outcomes:

345 Responses




Interpretation:

The class teacher has been assigned to every class along with the subject teachers. During the orientation of students in their first lecture, the subject teacher discusses the course objectives and outcomes. In the annual orientation of the student's program outcome discussed with parents and students. From the above, nearly 70.07% respondents said the course and program outcomes are discussed with them and nearly 0.73% respondents responded that program and course outcomes are rarely discussed with them.

10. Your mentor does a necessary follow-up with an assigned task to you:

345 Responses

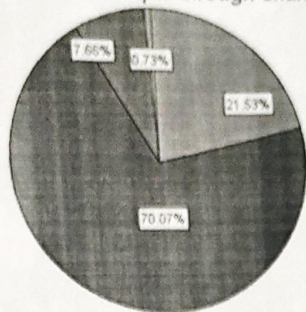


Interpretation:

Mentor is assigned for each class where students can discuss their issues related to academics or any others. Teacher tries to identify the issues and resolve them. As per the above 70.80% respondents mentioned that they do follow up with an assigned task to them and as per 8.03% respondents, 'mentors sometimes do follow up for assigned work.

11. The teachers illustrate the concepts through examples and applications:

345 Responses



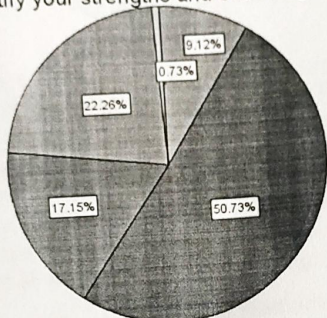
Every time
Usually
Occasionally/Sometimes
Rarely

Interpretation:

Teaching learning process can be effective only when the teaching methodology is effective. Teaching can be effective only if the concept is cleared and technique is effective. As per 70.07% respondent's, teachers illustrate the concepts through examples, case study and applications and as per 0.73% respondents', teachers' explanations are not up to mark.

12. The teachers identify your strengths and encourage you with providing right level of challenges:

345 responses



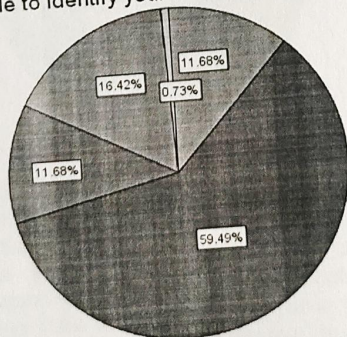
Fully
Reasonably
Partially
Slightly
Unable to

Interpretation:

Identification of a student's strengths and weaknesses is very important. Students get motivated with teachers' involvement. As per the above feedback of 50.73% respondent's teachers encourage the student to identify their strengths and weaknesses and encourage them in the right direction and 22.26% respondents stated that teachers slightly do it. And as per 0.73 % respondents' teachers are unable to do it.

13. Teachers are able to identify your weaknesses and help you to overcome them:

345 Responses



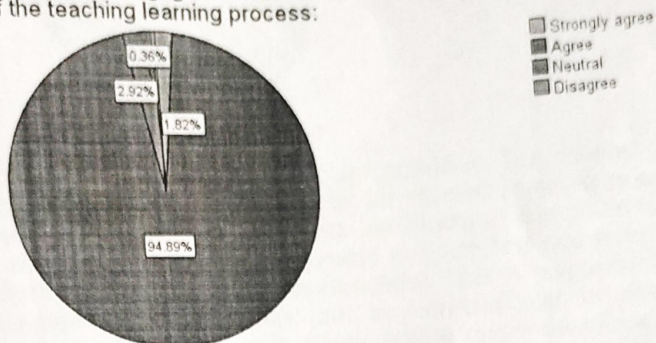
Every time
Usually
Occasionally/Sometimes
Rarely
Never

Interpretation:

Out of total responses, 59.49% respondents stated that teachers identify the weaknesses and try to remove those weaknesses by considering the strength of students. Whereas, as per 16.42% respondents, teachers rarely get into students' strengths and weaknesses.

14. The institution makes effort to engage students in the monitoring, review and continuous quality improvement of the teaching learning process:

345 Responses

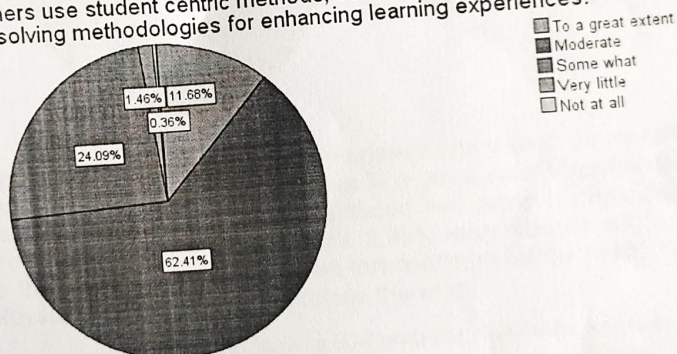


Interpretation:

The primary objective of the institute is to ensure the growth and development of the students. The institute has made a clear vision. To achieve the purpose of the students' progress in teaching learning process, the institute always asks the teacher to make the students engage in academic and non-academic activities and identify their strengths and weaknesses. Accordingly, teachers used to give guidance to the students. The above diagram shows, nearly 94.89% respondents say the institute always makes efforts to engage students in the monitoring, review and continuous quality improvement of the teaching learning process. Remaining students were not agree with this.

15. The institute/ teachers use student centric methods, such as experiential learning, participative learning and problem solving methodologies for enhancing learning experiences:

345 Responses

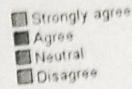
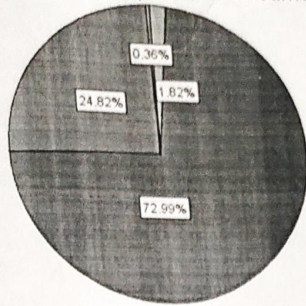


Interpretation:

The primary aim of the institute is student centric. The institute takes efforts to enhance the learning experiences of students by providing them different platforms. Institute / teacher makes students participate in activities, competitions, workshops, seminars and conferences organised by college as well as other institutes. From the above as per 62.41% respondents institute always encourages students to participate in different activities. As per 24.09% respondents institutes take some efforts to make the learning student centric while 1.48% respondents are of the opinion that institutes take very little efforts to make the teaching-learning process more student centric. 0.36% of students responded that colleges do not emphasize a student centric approach.

16. Teachers encourage you to participate in extracurricular activities:

345 Responses

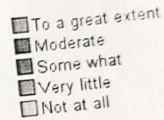
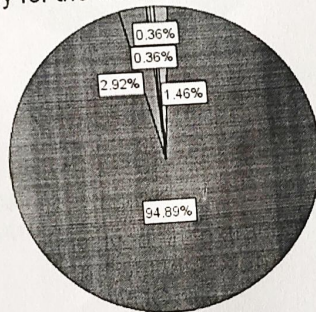


Interpretation:

The college is actively involved in extracurricular activities. The college itself conducts several activities internally as well as externally under different committees such as cultural, NSS, research, sports and WDC etc. Students participate in competitions organised by different colleges and also our college participates in Youth fest and Avishkar convention organised by University of Mumbai. As per the feedback 72.99% respondents reported that teachers do encourage students to take part in extracurricular activities. 24.82% of respondents have a neutral opinion on it. Nealy, 0.36% respondents are disagreed that teachers encourage them to participate in extracurricular activities

17. Efforts are made by the institute/ teachers to inculcate soft skills, life skills and employability skills to make you ready for the world of work:

345 Responses


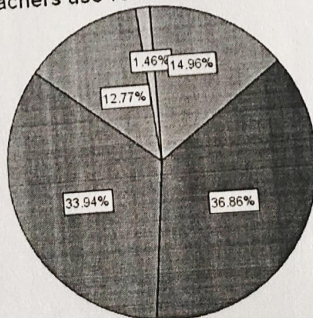


Interpretation:

The institute always thinks about the overall development and growth of the students. 1.46% students responded that the institute and teachers to a great extent inculcate soft skills, life skills and employability. Nearly 94.89% students stated that moderate inculcation was done by teachers on soft skills and life skills. About 2.92% respondents say to some extent teachers try to do this. 0.36% respondents said that teachers hardly teach them soft skills, life skills and employability skills to make them face the world.

18. What percentage of teachers use ICT tools such as LCD projector, Multimedia, etc. while teaching:


345 Responses



Give three observation / suggestions to improve the overall teaching – learning experience in your institution

1. Use better graphics and visual media to engage students well. Better graphics and colour arouse the interest and desire to learn among students.
2. Teachers are very helpful.They give their best to students.Teachers understand the problems of the students.Students have good teaching experience. college has very good manners and discipline.
3. Real life example to be given.
4. Encourage students to participate in Nss and Cultural activities
5. Do not simply give lectures or teach and ask students for their doubts and others questions.
6. Maintain strict rules for students.




DR. Madhukar Gite
Principal

Principal
Claras College of Commerce
Yari Road, Versova,
Andheri (W), Mumbai-400 061